



**XINJIANG ZHONGTAI CHEMICAL CO., LTD.**

**2014**

2014

2014

2014 1 1 2014 12 31

..... 11

..... 13

..... 17

..... 21

..... 23

..... 24

..... 25

..... 27

!

2014

|        |        |        |        |
|--------|--------|--------|--------|
| 2014   |        | 160.29 | 4.36%  |
|        | 111.76 | 2.87%  | 132.97 |
| 8.01%  | 84.79  | 10.22% | 2014   |
| 161.18 | 108.97 |        | 111.77 |
| 4.19   |        |        |        |

60 /

60

60

2015 4

2015 6

60

2014 7

5,000 m<sup>3</sup>SCR

2014 7

10

PVC

52.45

55.50%

PVC

2014

2015 4 28

2001 166

2001 12 18

2006 12 8

PVC

2014 12

316.72

1,390,239,078

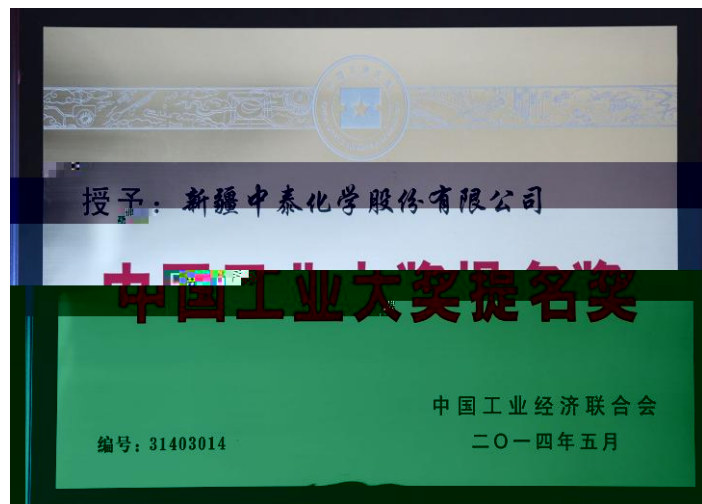
1.2

150

110

20

2014 5



|  |  |  |
|--|--|--|
|  |  |  |
|  |  |  |
|  |  |  |
|  |  |  |
|  |  |  |
|  |  |  |
|  |  |  |
|  |  |  |
|  |  |  |

2014 12 31

19

7

2014

8

37

2014 9

2014 9

2014 318

2014

2014

144



[2012]63

&lt;

&gt;

2012 -2014

**2012-2014**

|      |                |                | %     |
|------|----------------|----------------|-------|
| 2014 | 36,146,216.03  | 350,375,975.06 | 10.32 |
| 2013 | 97,316,735.46  | 113,787,641.30 | 85.52 |
| 2012 | 230,868,000.00 | 259,272,106.41 | 89.04 |

2014

1,300

100%

20

1,000

2014



2006      2014      27  
2010

2013

0.6

30%

+ + + +

270

2014

1960

1 1- 89.86% 1672

2013

205

m<sup>3</sup>

42.34%

2009 2012

2010

2011



GB16297-1996

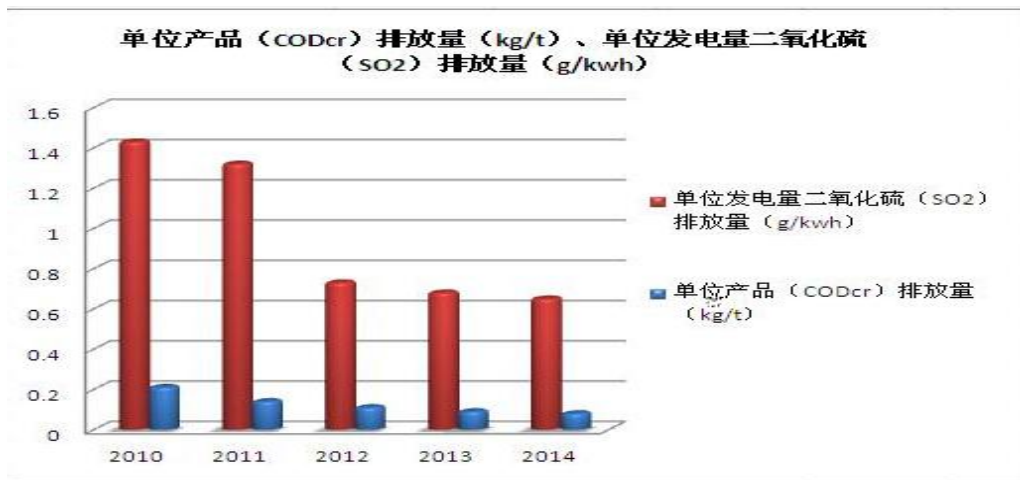
GB13223 2011

CO<sub>2</sub>

174,584

40 m<sup>2</sup>


90%



85%

2014







100ppm

4,000

2,000

1

ISO14000

10 A

40 B

123 C





2012 2013

80 120 5,000  
1.5 m<sup>2</sup> 82 m<sup>2</sup> 2013  
3 100 40%





100%





2014

88

-

HAZOP

HAZOP

OA

100%

100%






ISO9001

2014

2014 5 28

20 PVC



|      |      |   |       |      |      |      |
|------|------|---|-------|------|------|------|
|      | 2010 | 9 | 4,200 |      |      |      |
|      | ——   | . |       | 2012 | 9    | 27   |
| 2011 |      |   |       | 100  | “    | ”    |
| 2012 | 10   |   |       |      |      | 200  |
|      |      |   |       |      |      | 2012 |
|      |      |   | 10    |      |      |      |
| 2013 |      |   |       |      | 250  |      |
| 2014 |      |   |       |      |      | “    |
| ”    |      |   |       |      |      |      |
|      |      |   |       | 170  |      |      |
| 2015 |      |   |       |      |      |      |
|      |      |   |       |      | 2015 | 4 28 |